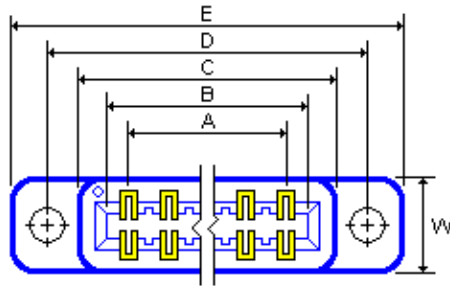


**SULLINS ELECTRONICS CORP**

SAN MARCOS, CA 760-744-0125 FAX 760-744-6081

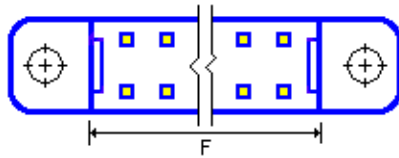
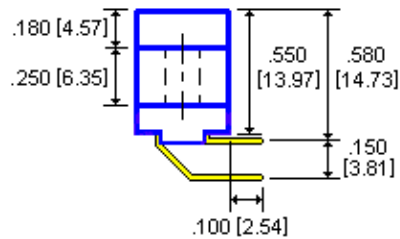
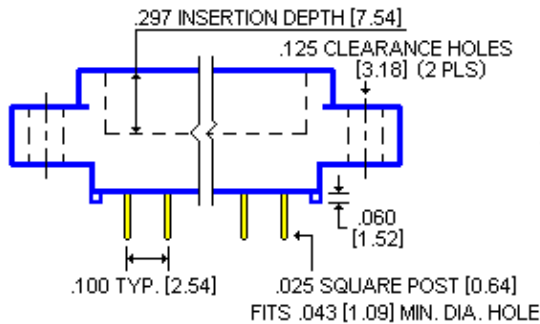


E = 1.835+-0.020 [46.61+-0.51]  
 D = 1.575+-0.010 [40.01+-0.25]  
 C = 1.260+-0.015 [32.00+-0.38]  
 B = 1.100+-0.008 [27.94+-0.20]  
 A = 0.900+-0.008 [22.86+-0.20]

W = 0.370 [9.40]

HAIRPIN BELLOWS CONTACTS

RIGHT ANGLE TAILS BENT TOWARD EVEN NUMBER SIDE NOT SHOWN IN TOP AND BOTTOM VIEWS



bsp MARKING:

bsp 3 ... 17 19

bsp 4 ... 18 20

bsp

bsp

F = 1.150+-0.015 [29.21+-0.38]

- 1.0 SPECIFICATIONS FOR A DUAL 10/20 POSITION RIGHT ANGLE CONNECTOR
- 2.0 INSULATION MATERIAL: THERMOPLASTIC POLYESTER
- 3.0 CONTACT MATERIAL: CA510 PHOSPHOR BRONZE GRADE C
- 4.0 TEMPERATURE: TO 125 DEGREES C CONTINUOUS
- 5.0 PLATING: .000010" GOLD ON CONTACT SURFACE, .000100" TIN ON TAILS, .000050" NICKEL UNDERPLATE
- 6.0 VOLTAGE RATING: 600 VDC MINIMUM AT SEA LEVEL
- 7.0 UL FLAMMABILITY RATING: 94V-0
- 8.0 CURRENT RATING: 3 AMPERES
- 9.0 VOLTAGE DROP: 30 MILLIVOLTS AT RATED CURRENT
- 10.0 INSULATION RESISTANCE: 5,000 MEGA OHMS
- 11.0 IDENTIFICATION: PART TO BE MARKED WITH PART NUMBER AND DATE CODE
- 12.0 BOARD THICKNESS ACCOMMODATED: .054 INCH TO .070 INCH
- 13.0 INSERTION FORCE: 16 OZ MAX PER CONTACT PAIR USING .062 INCH BLADE
- 14.0 WITHDRAWAL FORCE: 1 OZ MIN PER CONTACT PAIR USING .054 INCH BLADE
- 15.0 SPECIFICATIONS SUBJECT TO CHANGE WITHOUT NOTICE
- 16.0 TOLERANCE: +-0.010 INCH UNLESS OTHERWISE NOTED
- 17.0 NOT DRAWN TO SCALE

**SULLINS PART NUMBER: EZC10DCAH**

**DATE: 3-9-04**

[Print PDF](#)